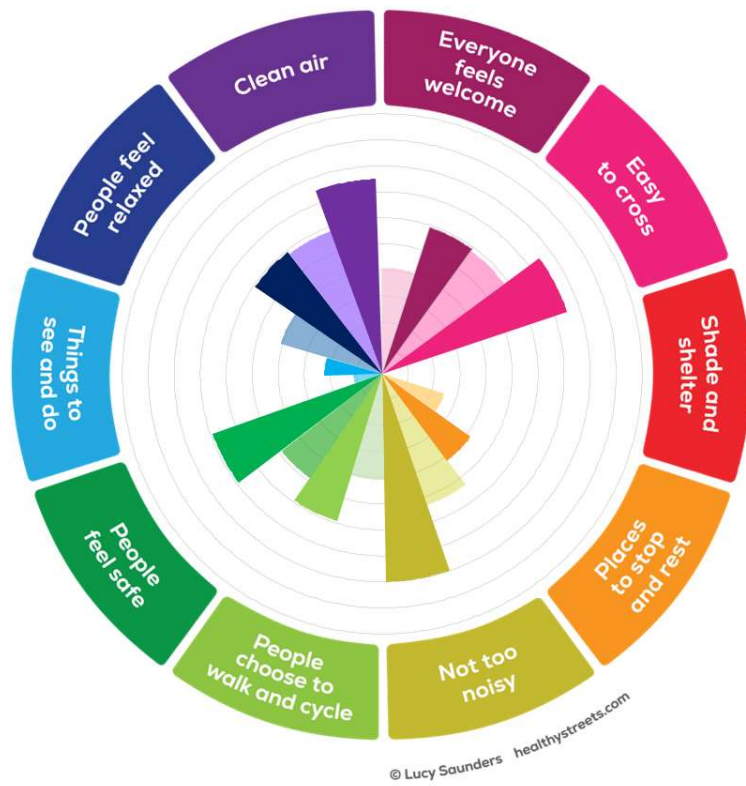
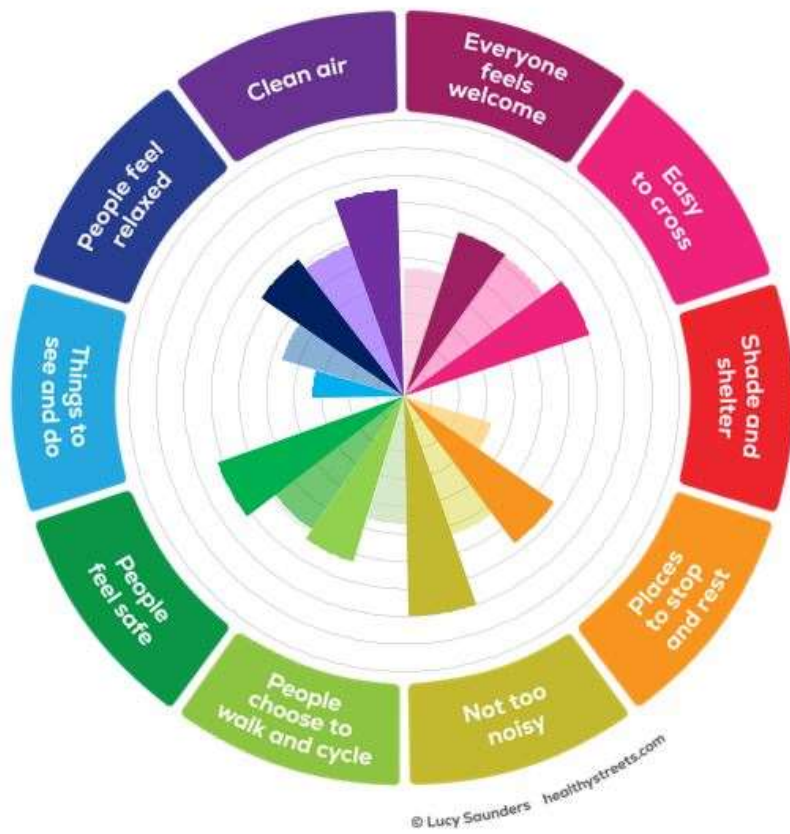


Appendix 11 – Health Street Assessment Results

KING STREET

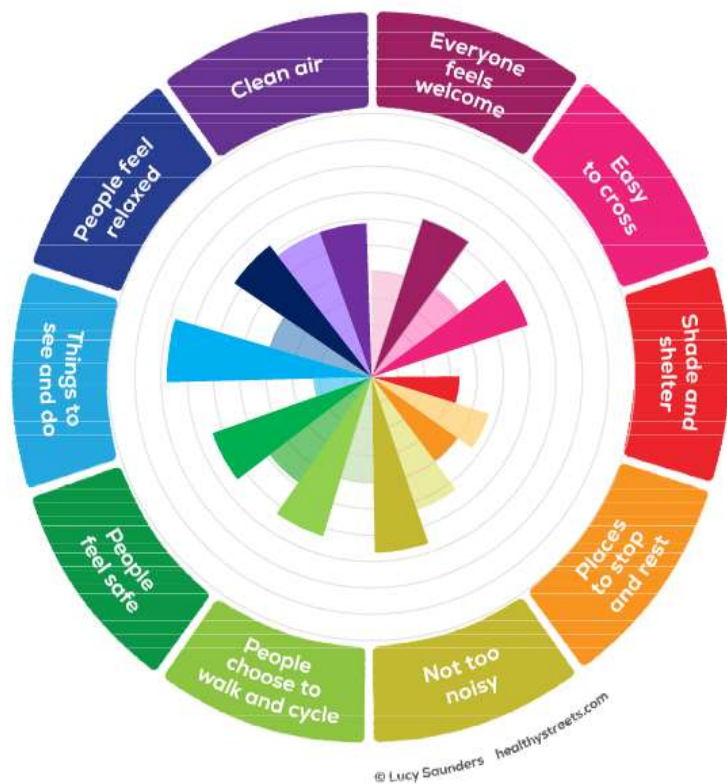


	Existing Layout Score	Proposed Layout Score
Healthy Streets Score	38	54
Everyone feels welcome	41	59
Easy to cross	58	75
Shade and shelter	0	0
Places to stop and rest	25	42
Not too noisy	53	80
People choose to walk and cycle	41	59
People feel safe	49	69
Things to see and do	11	22
People feel relaxed	41	59
Clean air	58	75



	Existing Layout Score	Proposed Layout Score
Healthy Streets Score	41	59
Everyone feels welcome	46	63
Easy to cross	63	71
Shade and shelter	0	0
Places to stop and rest	33	67
Not too noisy	53	80
People choose to walk and cycle	46	63
People feel safe	59	72
Things to see and do	0	33
People feel relaxed	46	63
Clean air	58	75

KING WILLIAM STREET



	Existing Layout Score	Proposed Layout Score
Healthy Streets Score	39	59
Everyone feels welcome	40	63
Easy to cross	42	63
Shade and shelter	0	33
Places to stop and rest	47	40
Not too noisy	53	67
People choose to walk and cycle	40	63
People feel safe	49	64
Things to see and do	22	78
People feel relaxed	40	63
Clean air	58	58